

RAHAB

Bible Study

Leader Guide

Permissions

Copyright © 2025

www.ShadiaHrichi.com


All rights reserved.

No part of this work may be reproduced or distributed in any form by any means-graphic, electronic, or mechanical, including photocopying, recording, taping, or storing in information storage or retrieval systems- without the prior written permission from the publisher.

The original user is granted permission to print copies for personal or group Bible study use only.

*Invite Shadia to Visit
Your Group on Zoom!*

LEARN MORE



[HTTPS://
WWW.SHADIAHRICHI.COM/
ZOOM-WITH-SHADIA](https://www.shadiahrichi.com/zoom-with-shadia)



[WWW.SHADIAHRICHI.COM](http://www.shadiahrichi.com)



@SHADIAHRICHI



@SHADIA.HRICHI.AUTHOR.SPEAKER

RAHAB

Bible Study

Leader Guide



Welcome, friend!

I am so delighted you chose to lead a group through **RAHAB: Rediscovering the God Who Saves Me**. May the Lord richly bless you and your group as you journey through the study!

Whether you have been leading Bible study groups for years or this is your first time, the greatest gift each of us brings to those God entrusts to our care is our support, love, and encouragement – and for these, there is no prerequisite. Nevertheless, this Leader Guide offers some helpful tips and resources to equip you as you prepare to lead your group.

I am honored to partner with you and excited for all God has in mind to do in you and through you!

Before You Begin

A few items to consider as you plan your group:



- Invite a team of prayer supporters to come alongside you and cover you, your co-leaders, and the participants in prayer.
- Encourage your group facilitators to reach out to each participant weekly to let them know they are being prayed over.
- Schedule time with your group facilitators prior to the start of each meeting to pray.
- Familiarize yourself with the **About the Study** and **Group Study Tips** pages in the book (these pages are also included in this Leader Guide).

About This Study

Friend, I hope you are sitting down,

because this study is sure to be a wild ride! I can hardly wait for us to begin our journey of *Rahab: Rediscovering the God Who Saves Me*.

The study book is divided into six weeks, each comprised of five days of personal study. For added flexibility, participants can choose a commitment level that works best for them: “light”, “moderate”, “in-depth” or “all-in”. See enclosed **Group Study Tips** for more details.

Each day of study includes one or more questions suitable for **Group Discussion**. These questions are followed by a . Be sure not to overlook these questions, even if you are working through the material on your own. There are also **Pause to Ponder** sections throughout the study; these are designed to provide you with a time of personal reflection. Use the space in the margin (or, if you prefer, a journal or notebook) to respond to these questions. For readers desiring to dig even deeper, I've prepared **Extra** questions, which are preceded by a .

At the end of each day, there is a **Your Turn** section for personal application. These questions are important. While studying the Bible can stir our hearts and open our eyes to wonderful truths, only when we apply what we have learned will it have a lasting impact for God's kingdom.

Continued . . .

About This Study

During my study of **RAHAB**, I often found myself fascinated by secondary topics related to the material. The **Supplemental Readings** I included throughout the study are not essential, but you may find them enjoyable and informative.

One quick note: some paraphrase versions of the Bible may be inadequate for the purposes of this study. Whenever possible, it is recommended that you complete the exercises using a Bible translation that adheres to a more literal translation, such as the English Standard Version, New American Standard Bible, New King James Version, or King James Version.

Before you begin, take a few moments to ask the Holy Spirit to guide you over the next six weeks and to bless your commitment to this study. Then, as you open your Bible and your heart, begin each day with an eager expectation of *Rediscovering the God Who Saves Me*.

Practical Tips

WHAT TO BRING

- Bible Study books
- Pens
- Bible
- Name Tags
- Tissues
- Snacks (I recommend dark chocolate, but that's just me ;)
- Water

GROUP ETIQUETTE GUIDELINES

- **Commitment** – Participants are expected to make attending all group sessions a priority.
- **Respect** – As a non-judgmental God-honoring group, please recognize that participants may have different opinions and religious backgrounds.
- **Considerate** – Please do not interrupt another person while they are speaking, or try to analyze, “fix”, or offer advice, as this can interrupt or hinder their spiritual journey. This may be the first time they have found the courage to share; give them space to do so.
- **Time** – Be sensitive to the time and leave room for each person to share; do not monopolize the conversation.
- **Healthy Environment** – No alcohol or other substances that may hinder your ability to fully participate in the group. Silence cell phones.
- **Confidentiality** - All participants agree to keep the information discussed within the group confidential.
- **Arrive on Time** - Be considerate of each another's time; please arrive on time.

Group Meetings

FIRST MEETING

- Distribute books; assign participants to their individual tables/groups
- Welcome the group and share an opening prayer
- Commend participants for attending and for making the time to invest in their walk with God when so many other things compete for their time
- Introduce yourself and share what led you to serve as leader/co-leader (invite other co-leaders and facilitators to do the same)
- Around the Tables: have participants introduce themselves and share one thing they hope to gain from your time together
- Watch first video (see **Video Sessions Guide**, included in this Leader Guide, for session times)
- Review **About the Study** page with the group
- Review **Group study Tips** page, particularly the **Customized Commitments** options where participants can choose one of four commitment levels
- Go over class schedule
- Optional: invite someone in the group to read **A Note from the Author** in the study book
- Optional: Review **Group Etiquette Guidelines** with the group
- Ask group if there are any questions
- Closing Prayer

Continued . . .

Group Meetings

SUBSEQUENT MEETING

- Welcome the group
- Review and discuss the assigned homework (suggestion: begin with one of the **Group Discussion** questions within the assigned reading)
- After reviewing all of the scheduled assignments, ask participants if they wish to discuss any questions that were skipped or something from the homework that stood out to them
- If a video session is scheduled, watch the video after group discussion. Use the blank **NOTES** pages in the Bible study book for note-taking during the video.
- Discuss what was presented in the video or any final thoughts
- Closing Prayer

LAST MEETING

- Party! (Potluck, Taco bar, Popcorn, Coffee bar . . .)
- Open Mic: invite participants to share a key “aha” moment or takeaway from the study
- Celebrate their completed commitment to finish the study and any answered prayers
- Closing prayer

Group Study Tips

Because any deep work of God requires a sacrifice of time spent in His Word and in His presence, the volume of material in an in-depth study can be challenging for some participants. For this reason, several suggestions are provided to help you facilitate the study when participants have varying levels of time constraints.

CONSIDER AN EXTENDED SCHEDULE

Rather than meeting for six weeks, the recommended extended **Class Schedule** (next page) gives participants two weeks of time to complete each Week in the study. This extended schedule allows participants to dive deeper into the material without feeling overwhelmed.

CUSTOMIZED COMMITMENTS

If you are meeting for six weeks, the following page provides suggested assignments based on an individual's time constraints.

However, if your group is using the extended **Class Schedule**, the time commitments on the following page would be cut in half. For example, under the extended schedule, those who chose the **MODERATE** commitment level can anticipate spending roughly 15 minutes a day on the written assignments, rather than 30 minutes using a six-week schedule.

Group Study Tips

ALL PARTICIPANTS:

- Read through each day's material, including the assigned Bible passages
- Optional: read the **Supplemental Reading** section as provided in various weeks

In addition to the above assignments for **All Participants**, each participant can choose one of the following commitment levels:

LIGHT (15 minutes a day)

- Complete the **Your Turn** personal application section at the end of each day
- If you have time, complete the **Group Discussion** questions identified with a ☺

MODERATE (30 minutes a day)

- Complete the various **Pause to Ponder** personal reflection sections as well as the **Your Turn** personal application section at the end of each day
- Complete the **Group Discussion** questions identified with a ☺

IN-DEPTH (45 minutes a day)

- Complete all questions except for the **Extra** questions identified with a ☺

ALL IN (60 minutes a day)

- Complete all questions, including the **Extra** questions identified with a ☺
- Read the **Supplemental Reading** as provided in various weeks

Class Schedule

While the study is divided into six weeks, the following extended class schedule is recommended whereby each Week in the study is completed over two weeks of time.

NOTE: Except for Video Session 1, videos serve as a wrap up to the previous Week as well as introduction to the next Week; therefore, I suggest beginning classes with group discussion followed by watching the video.

DATE	MEETING#	GROUP DISCUSSION	VIDEO
	1	Welcome!	Watch Video Session 1
	2	Discuss Week 1 DAYS 1-3	
	3	Discuss Week 1 DAYS 4-5	Watch Video Session 2
	4	Discuss Week 2 DAYS 1-3	
	5	Discuss Week 2 DAYS 4-5	Watch Video Session 3
	6	Discuss Week 3 DAYS 1-3	
	7	Discuss Week 3 DAYS 4-5	Watch Video Session 4
	8	Discuss Week 4 DAYS 1-3	
	9	Discuss Week 4 DAYS 4-5	Watch Video Session 5
	10	Discuss Week 5 DAYS 1-3	
	11	Discuss Week 5 DAYS 4-5	Watch Video Session 6
	12	Discuss Week 6 DAYS 1-3	
	13	Discuss Week 6 DAYS 4-5	Watch Video Session 7
	14	Celebration!	🎉 Watch Bloopers Reel

Video Sessions Guide

Watch Session One before beginning Week One in the study (same for Sessions 2-6).
Session Seven is a wrap up.

SESSION ONE: In this powerful opening session, Shadia lays the foundation for Rahab's story: just when the Israelites reach the edge of the Promised Land, God puts the entire drama on hold. This interruption is nothing short of God's divine intervention—providing us with our first glimpse into the *theological significance* of Rahab's story. **21 minutes**

SESSION TWO: In this session, we discover that the conquest of Jericho is not only about God fulfilling His promise to give His people the land: it's about carving a place for God's Name on earth—And the first strip of fertile ground is found in the heart of a prostitute named Rahab. **17 minutes**

SESSION THREE: When we get our first glimpse into the life of Rahab, we discover that she is both smart and courageous. Although she grew up in a pagan culture, her heart was drawn to the One True God—and God takes notice. **20 minutes**

SESSION FOUR: Step into Rahab's sandals as you watch Shadia present a powerful monologue dressed as Rahab. Listen in as Rahab proposes a covenant arrangement with the two Israelite spies: their lives for hers. **27 minutes**

SESSION FIVE: Listen in as Shadia sets the stage for the battle at Jericho. The Israelites had been waiting to take the Promised Land for generations, but before they can set a place for God's Name on earth, the land must first be cleansed of evil – and that requires a holy war. **28 minutes**

SESSION SIX: Shadia challenges us to follow Rahab's example: after being rescued out of the wicked city, rather than entering the camp where God dwelled with His people, she first stayed *outside the camp*. We also must willingly leave our old lives and go to Jesus outside the camp. **24 minutes**

SESSION SEVEN: In this concluding session, you will be captivated as Shadia demonstrates the shocking beauty of Rahab's story: through faith, the rebel prostitute becomes the royal Bride. And the most beautiful part is this: *Rahab's story is our story*. **24 minutes**

Frequently Asked Questions

Why Did You Create Four Commitment levels?

Group Leaders face a common challenge: balancing members who want minimal homework with those hungry for deeper study. Most Bible studies cater to a lower commitment level, leaving those who love to dig deep unsatisfied. My Four Commitment approach removes this tension entirely—those with demanding schedules can participate meaningfully without pressure, while Bible study enthusiasts can dive as deep as they want. From busy newcomers to seasoned Bible lovers, all can enjoy a rich experience where no one feels left out or left wanting.

Where Can I Find the Video Sessions?

Video sessions can be found here: <https://shop.shadiahrichi.com>

What Does it Cost to Have You Meet with my Group on Zoom?

To make this option accessible to any group, regardless of size, simply choose an amount that works best for your group. For more details, visit **shadiahrichi.com** and click "Zooming with Shadia" on the Speaking page, or scan the QR code provided at the beginning of this packet.

Why Do You Recommend an Extended Meeting Schedule?

An extended schedule is recommended for this in-depth Bible study because it allows participants to delve deeper into the material without feeling rushed or overwhelmed. This also creates an opportunity for more meaningful conversations within the group.

Continued . . .

Frequently Asked Questions

How Do I Invite You to Speak at Our Event?

I'm glad you asked! Please visit my Speaking page at www.shadiahrichi.com to complete the **Speaking Inquiry** form. I'll be in touch with next steps.

Do You Really Personally Sign Books Ordered on Your Website?

I sure do! Every book ordered from my website is personally signed and dated, with a Scripture and/or a personal note.

I have another question. How Do I Contact You?

Please send an email to ministry@shadiahrichi.com and either I or someone on my ministry team will get back to you right away.

Scripture for Reflection

In hope of eternal life, which God, who never lies, promised before the ages began. (Titus 1:2 ESV)

...for whoever would draw near to God must believe that he exists and that he rewards those who seek him. (Hebrews 11:6 ESV)

I the Lord search the heart and test the mind, to give every man according to his ways, according to the fruit of his deeds. (Jeremiah 17:10 ESV)

Though you have not seen him, you love him. Though you do not now see him, you believe in him and rejoice with joy that is inexpressible and filled with glory. (1 Peter 1:8 ESV)

And [the Lord] brought [Abraham] outside and said, 'Look toward heaven, and number the stars, if you are able to number them. . . . So shall your offspring be. (Genesis 15:5 ESV)


Blessed is the man who takes refuge in him. (Psalm 34:8 ESV)

Rahab the prostitute and her father's household . . . Joshua saved alive. . . . And she has lived in Israel to this day. (Joshua 6:25 ESV)

Greater love has no one than this, that someone lay down his life for his friends. (John 15:13 NASB)

The earth is the Lord's and the fullness thereof, the world and those who dwell therein. (Psalm 24:1 ESV)

My glory I will not give to another. (Isaiah 48:11 ESV)



And he gave them the lands of the nations, and they took possession of the fruit of the peoples' toil (Psalm 105:44 ESV)

He drew me up from the pit of destruction, out of the miry bog, and set my feet upon a rock, making my steps secure. He put a new song in my mouth, a song of praise to our God. Many will see and fear, and put their trust in the Lord. (Psalm 40:2-3 ESV)

Shadia Hrichi