

TAMAR

Bible Study

Leader Guide

Permissions

Copyright © 2025

www.ShadiaHrichi.com

All rights reserved.

No part of this work may be reproduced or distributed in any form by any means-graphic, electronic, or mechanical, including photocopying, recording, taping, or storing in information storage or retrieval systems-without the prior written permission from the publisher.

The original user is granted permission to print copies for personal or group Bible study use only.

*Invite Shadia to Visit
Your Group on Zoom!*

LEARN MORE



[HTTPS://WWW.SHADIAHRICHI.COM/
ZOOM-WITH-SHADIA](https://www.shadiahrichi.com/zoom-with-shadia)



WWW.SHADIAHRICHI.COM



@SHADIAHRICHI



@SHADIA.HRICHI.AUTHOR.SPEAKER

TAMAR

Bible Study

Leader Guide



Welcome, friend!

I am so delighted you chose to lead a group through **TAMAR: Rediscovering the God Who Redeems Me**. May the Lord richly bless you and your group as you journey through the study!

Whether you have been leading Bible study groups for years or this is your first time, the greatest gift each of us brings to those God entrusts to our care is our support, love, and encouragement – and for these, there is no prerequisite. Nevertheless, this Leader Guide offers some helpful tips and resources to equip you as you prepare to lead your group.

I am honored to partner with you and excited for all God has in mind to do in you and through you!

Before You Begin

A few items to consider as you plan your group:



- Invite a team of prayer supporters to come alongside you and cover you, your co-leaders, and the participants in prayer.
- Encourage your group facilitators to reach out to each participant weekly to let them know they are being prayed over.
- Schedule time with your group facilitators prior to the start of each meeting to pray.
- Familiarize yourself with the **About the Study** and **Group Study Tips** pages in the book (these pages are also included in this Leader Guide).

About This Study

Friend, you are in for an adventure!

The story of Tamar, with all its sordid twists and turns, could not be a more fitting place to embark on a journey of *Rediscovering the God Who Redeems Me*.

The study book is divided into six weeks, each comprised of five days of personal study. For added flexibility, participants can choose a commitment level that works best for them: “light”, “moderate”, “in-depth” or “all-in”. See enclosed **Group Study Tips** for more details.

Each day of study includes one or more questions suitable for **Group Discussion**. These questions are followed by a . Be sure not to overlook these questions, even if you are working through the material on your own. There are also **Pause to Ponder** sections throughout the study; these are designed to provide you with a time of personal reflection. Use the space in the margin (or, if you prefer, a journal or notebook) to respond to these questions. For readers desiring to dig even deeper, I've prepared **Extra** questions, which are preceded by a .

At the end of each day, there is a **Your Turn** section for personal application. These questions are important. While studying the Bible can stir our hearts and open our eyes to wonderful truths, only when we apply what we have learned will it have a lasting impact for God's kingdom.

Continued . . .

About This Study

During my study of **TAMAR**, I often found myself fascinated by secondary topics related to the material. The **Supplemental Readings** I included throughout the study are not essential, but you may find them enjoyable and informative.

One quick note: some paraphrase versions of the Bible may be inadequate for the purposes of this study. Whenever possible, it is recommended that you complete the exercises using a Bible translation that adheres to a more literal translation, such as the English Standard Version, New American Standard Bible, New King James Version, or King James Version.

Before you begin, take a few moments to ask the Holy Spirit to guide you over the next six weeks and to bless your commitment to this study. Then, as you open your Bible and your heart, begin each day with an eager expectation of *Rediscovering the God Who Redeems Me*.

Practical Tips

WHAT TO BRING

- Bible Study books
- Pens
- Bible
- Name Tags
- Tissues
- Snacks (I recommend dark chocolate, but that's just me ;)
- Water

GROUP ETIQUETTE GUIDELINES

- **Commitment** – Participants are expected to make attending all group sessions a priority.
- **Respect** – As a non-judgmental God-honoring group, please recognize that participants may have different opinions and religious backgrounds.
- **Considerate** – Please do not interrupt another person while they are speaking, or try to analyze, “fix”, or offer advice, as this can interrupt or hinder their spiritual journey. This may be the first time they have found the courage to share; give them space to do so.
- **Time** – Be sensitive to the time and leave room for each person to share; do not monopolize the conversation.
- **Healthy Environment** – No alcohol or other substances that may hinder your ability to fully participate in the group. Silence cell phones.
- **Confidentiality** - All participants agree to keep the information discussed within the group confidential.
- **Arrive on Time** - Be considerate of each another's time; please arrive on time.

Group Meetings

FIRST MEETING

- Distribute books; assign participants to their individual tables/groups
- Welcome the group and share an opening prayer
- Commend participants for attending and for making the time to invest in their walk with God when so many other things compete for their time
- Introduce yourself and share what led you to serve as leader/co-leader (invite other co-leaders and facilitators to do the same)
- Around the Tables: have participants introduce themselves and share one thing they hope to gain from your time together
- Watch first video (see [Video Sessions Guide](#), included in this Leader Guide, for session times)
- Review [About the Study](#) page with the group
- Review [Group study Tips](#) page, particularly the [Customized Commitments](#) options where participants can choose one of four commitment levels
- Go over class schedule
- Optional: invite someone in the group to read [A Note from the Author](#) in the study book
- Optional: Review [Group Etiquette Guidelines](#) with the group
- Ask group if there are any questions
- Closing Prayer

Continued . . .

Group Meetings

SUBSEQUENT MEETING

- Welcome the group
- Review and discuss the assigned homework (suggestion: begin with one of the **Group Discussion** questions within the assigned reading)
- After reviewing all of the scheduled assignments, ask participants if they wish to discuss any questions that were skipped or something from the homework that stood out to them
- If a video session is scheduled, watch the video after group discussion. Use the blank **NOTES** pages in the Bible study book for note-taking during the video.
- Discuss what was presented in the video or any final thoughts
- Closing Prayer

LAST MEETING

- Party! (Potluck, Taco bar, Popcorn, Coffee bar . . .)
- Open Mic: invite participants to share a key “aha” moment or takeaway from the study
- Celebrate their completed commitment to finish the study and any answered prayers
- Closing prayer

Group Study Tips

Because any deep work of God requires a sacrifice of time spent in His Word and in His presence, the volume of material in an in-depth study can be challenging for some participants. For this reason, several suggestions are provided to help you facilitate the study when participants have varying levels of time constraints.

CONSIDER AN EXTENDED SCHEDULE

Rather than meeting for six weeks, consider using the extended **Class Schedule** (included in this guide). This extended schedule gives participants two weeks of time to complete each Week in the study, allowing participants to dive deeper into the material without feeling overwhelmed.

CUSTOMIZED COMMITMENTS

If you are meeting for six weeks, the following page provides suggested assignments based on an individual's time constraints.

However, if your group is using the extended **Class Schedule**, the time commitments on the following page would be cut in half. For example, under the extended schedule, those who chose the **MODERATE** commitment level can anticipate spending roughly 15 minutes a day on the written assignments, rather than 30 minutes using a six-week schedule.

Group Study Tips

ALL PARTICIPANTS:

- Read through each day's material, including the assigned Bible passages
- Optional: read the **Supplemental Reading** section as provided in various weeks

In addition to the above assignments for **All Participants**, each participant can choose one of the following commitment levels:

LIGHT (15 minutes a day)

- Complete the **Your Turn** personal application section at the end of each day
- If you have time, complete the **Group Discussion** questions identified with a ☺

MODERATE (30 minutes a day)

- Complete the various **Pause to Ponder** personal reflection sections as well as the **Your Turn** personal application section at the end of each day
- Complete the **Group Discussion** questions identified with a ☺

IN-DEPTH (45 minutes a day)

- Complete all questions except for the **Extra** questions identified with a ☺

ALL IN (60 minutes a day)

- Complete all questions, including the **Extra** questions identified with a ☺
- Read the **Supplemental Reading** as provided in various weeks

Class Schedule

While the study is divided into six weeks, the following extended class schedule is recommended whereby each Week in the study is completed over two weeks of time.

NOTE: Except for Video Session 1, videos serve as a wrap up to the previous Week as well as introduction to the next Week; therefore, I suggest beginning classes with group discussion followed by watching the video.

DATE	MEETING#	GROUP DISCUSSION	VIDEO
	1	Welcome!	Watch Video Session 1
	2	Discuss Week 1 DAYS 1-3	
	3	Discuss Week 1 DAYS 4-5	Watch Video Session 2
	4	Discuss Week 2 DAYS 1-3	
	5	Discuss Week 2 DAYS 4-5	Watch Video Session 3
	6	Discuss Week 3 DAYS 1-3	
	7	Discuss Week 3 DAYS 4-5	Watch Video Session 4
	8	Discuss Week 4 DAYS 1-3	
	9	Discuss Week 4 DAYS 4-5	Watch Video Session 5
	10	Discuss Week 5 DAYS 1-3	
	11	Discuss Week 5 DAYS 4-5	Watch Video Session 6
	12	Discuss Week 6 DAYS 1-3	
	13	Discuss Week 6 DAYS 4-5	Watch Video Session 7
	14	Celebration!	🎉 Watch Bloopers Reel

Video Sessions Guide

Watch Session One before beginning Week One in the study (same for Sessions 2-6).
Session Seven is a wrap up.

SESSION ONE: Watch Shadia's powerful opening message as she introduces us to a young girl who suffered multiple injustices, but whose bold choices forever altered the trajectory of human history. **16 minutes**

SESSION TWO: Shadia begins by tracing the generations of the famous, but dysfunctional family that Tamar would marry into. All along the way, we encounter lying, betrayal, stealing . . . yet through it all, God is working out His sovereign plan *behind the seen*.
17 minutes

SESSION THREE: During this session, Shadia unveils the consequences of Judah's poor choices. But when it comes time for Judah to seek a wife for his firstborn son, Tamar steps onto the scene – *and into God's redemptive story*. **20 minutes**

SESSION FOUR: In this dramatic session, Shadia invites us to step into Tamar's sandals by providing us with an unforgettable glimpse into what life might have been like for young Tamar, who suffered not one, but two abusive husbands. **27 minutes**

SESSION FIVE: Through captivating teaching, Shadia recounts events which, within the bounds of God's sovereignty, begin to turn the tide in Tamar's favor. Refusing to give in to self-pity, Tamar rises above her circumstances – with consequences that echo into eternity. **28 minutes**

SESSION SIX: Like Tamar, all of us face times when we struggle with doubt, suffer injustice, or experience betrayal. Listen as Shadia unfolds the beauty of God's faithfulness as He uses Judah's mistakes to welcome Tamar into His covenant family. **24 minutes**

SESSION SEVEN: In this last session, Shadia challenges us to recognize that though there may be times when we are like Judah or Tamar – trying to do things our own way or pretending to be something we're not – when God makes us His own, He will redeem it all for His glory. **24 minutes**

Frequently Asked Questions

Why Did You Create Four Commitment levels?

Group Leaders face a common challenge: balancing members who want minimal homework with those hungry for deeper study. Most Bible studies cater to a lower commitment level, leaving those who love to dig deep unsatisfied. My Four Commitment approach removes this tension entirely—those with demanding schedules can participate meaningfully without pressure, while Bible study enthusiasts can dive as deep as they want. From busy newcomers to seasoned Bible lovers, all can enjoy a rich experience where no one feels left out or left wanting.

Where Can I Find the Video Sessions?

Video sessions can be found here: <https://shop.shadiahrichi.com>

What Does it Cost to Have You Meet with my Group on Zoom?

To make this option accessible to any group, regardless of size, simply choose an honorarium amount that works for your group. For more details, visit **shadiahrichi.com** and click "Zooming with Shadia" on the Speaking page, or scan the QR code provided at the beginning of this packet.

Why Do You Recommend an Extended Meeting Schedule?

An extended schedule is recommended for this in-depth Bible study because it allows participants to delve deeper into the material without feeling rushed or overwhelmed. This also creates an opportunity for more meaningful conversations within the group.

Continued . . .

Frequently Asked Questions

How Do I Invite You to Speak at Our Event?

I'm glad you asked! Please visit my Speaking page at www.shadiahrichi.com to complete the **Speaking Inquiry** form. I'll be in touch with next steps.

Do You Really Personally Sign Books Ordered on Your Website?

I sure do! Every book ordered from my website is personally signed and dated, with a Scripture and/or a personal note.

I have another question. How Do I Contact You?

Please send an email to ministry@shadiahrichi.com and either I or someone on my ministry team will get back to you right away.

Scripture for Reflection

For the gifts and the calling of God are irrevocable. (Romans 11:29)

“The Lord is my portion,” says my soul, “therefore I will hope in him.” (Lamentations 3:24)

Behold, I am the Lord, the God of all flesh. Is anything too hard for me? (Jeremiah 32:27)

Thus says the LORD... “Fear not, for I have redeemed you; I have called you by name, you are mine.” (Isaiah 43:1)

...For the Lord sees not as man sees: man looks on the outward appearance, but the Lord looks on the heart. (1 Samuel 16:7)

For all who are led by the Spirit of God are sons of God. (Romans 8:14)

Your word is a lamp to my feet and a light to my path. (Psalm 119:105)


For your Maker is your husband, the Lord of hosts is his name; and the Holy One of Israel is your Redeemer, the God of the whole earth he is called. (Isaiah 54:5)

Even though I walk through the valley of the shadow of death, I will fear no evil, for you are with me; your rod and your staff, they comfort me. (Psalm 23:4)

...if we are faithless, he remains faithful—for he cannot deny himself. (2 Timothy 2:13)

Do not be anxious about anything, but in everything by prayer and supplication with

thanksgiving let your requests be made known to God. And the peace of God, which surpasses all understanding, will guard your hearts and your minds in Christ Jesus. (Philippians 4:6-7)



You have kept count of my tossings; put my tears in your bottle. Are they not in your book? (Psalm 56:8)

Shadia Hrichi